



Accrete Platinum Stainless Shower Trough

Project information Sheet

Please complete the following information so that our team can accurately quote and offer further assistance to your project. You may like to include a specified drawing when emailing to us.

Contact Name: _____ Contact Number: _____

Company: _____ Email: _____

Address: _____

Project Name: _____


Site Address: _____

Date required: _____

Grate Design:




Brooklyn



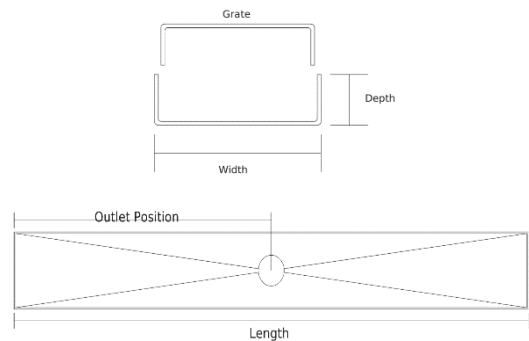
Manhattan



Athens



Tile Insert



Trough:

Length: _____ mm Width: _____ mm Depth: _____ mm

Outlet:

Diameter: 40mm 50mm 80mm 100mm Other _____ mm

Position: Centre Other _____